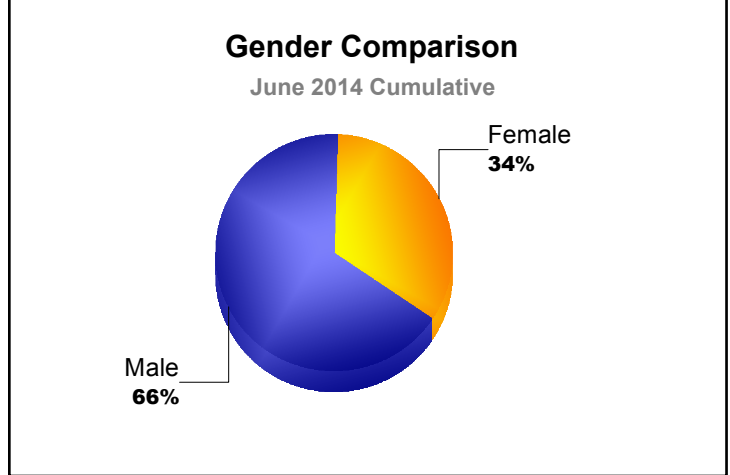
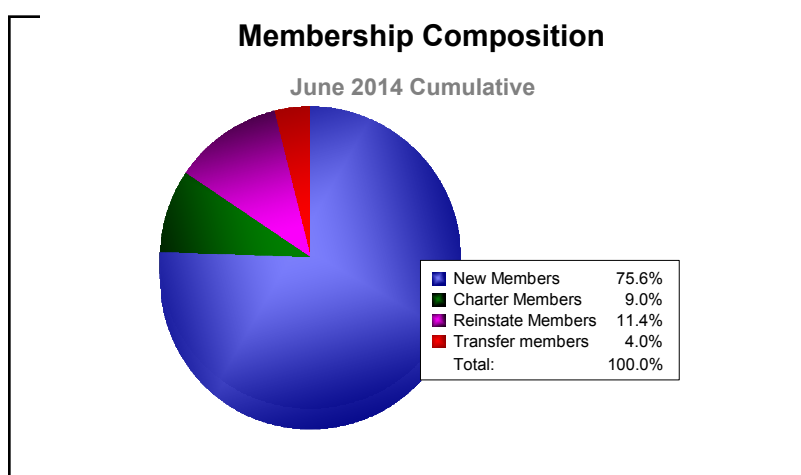
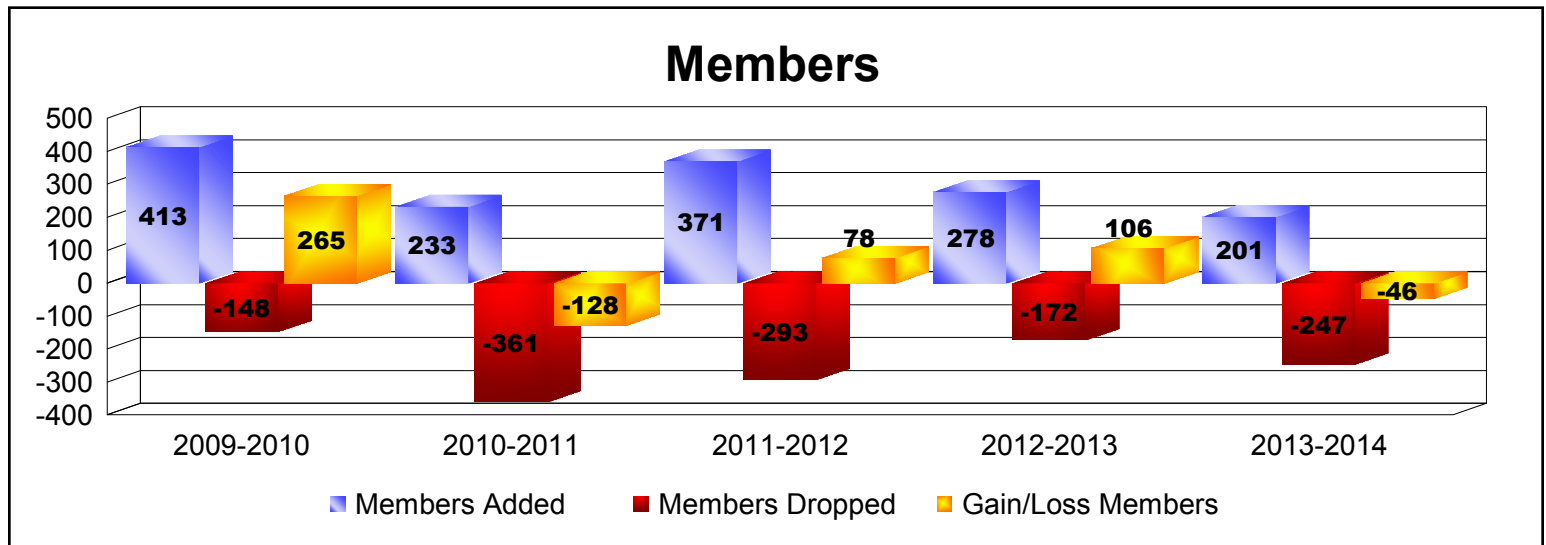
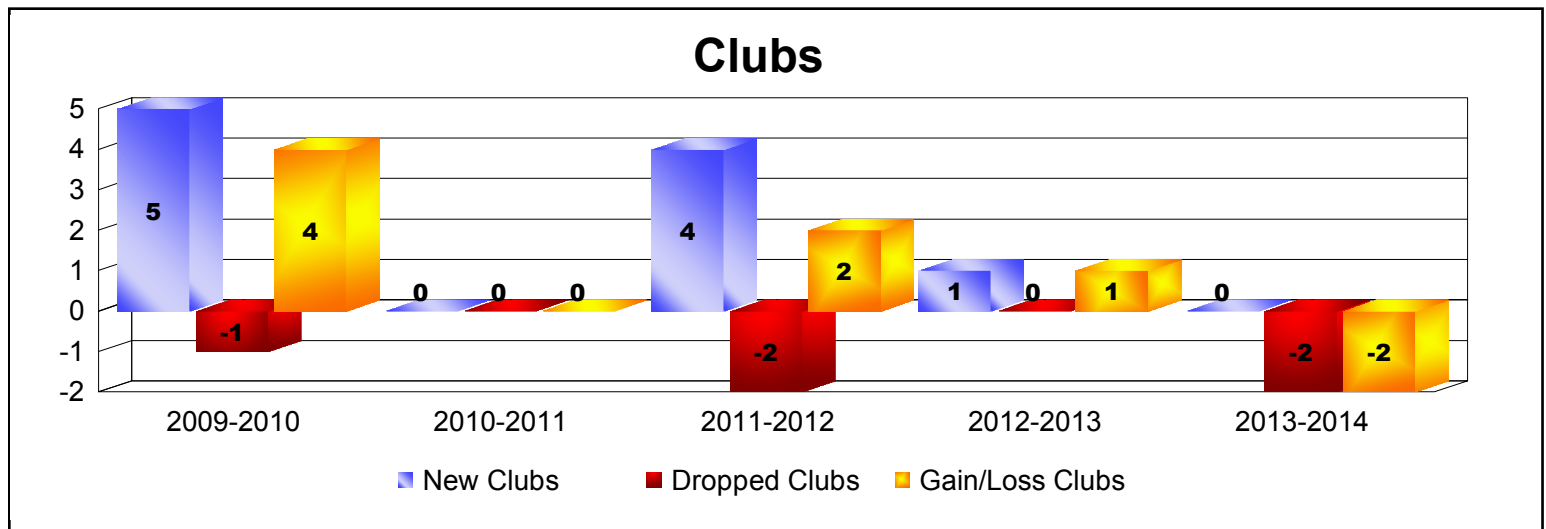


| Year | New Clubs | Dropped Clubs | Gain/ Loss Clubs | New Members | Charter Members | Reinstate Members | Transfer Members | Total Member Added | Total Members Dropped | Gain/ Loss Members |
|----------------|-----------|---------------|------------------|-------------|-----------------|-------------------|------------------|--------------------|-----------------------|--------------------|
| 2009-2010 | 5 | -1 | 4 | 256 | 130 | 5 | 22 | 413 | -148 | 265 |
| 2010-2011 | 0 | 0 | 0 | 164 | 0 | 57 | 12 | 233 | -361 | -128 |
| 2011-2012 | 4 | -2 | 2 | 183 | 109 | 73 | 6 | 371 | -293 | 78 |
| 2012-2013 | 1 | 0 | 1 | 240 | 20 | 7 | 11 | 278 | -172 | 106 |
| 2013-2014 | 0 | -2 | -2 | 152 | 18 | 23 | 8 | 201 | -247 | -46 |
| Average | 2 | -1 | 1 | 199 | 55 | 33 | 12 | 299 | -244 | 55 |



| Year | New Clubs | Dropped Clubs | Gain/ Loss Clubs | New Members | Charter Members | Reinstate Members | Transfer Members | Total Member Added | Total Members Dropped | Gain/ Loss Members |
|----------------|-----------|---------------|------------------|-------------|-----------------|-------------------|------------------|--------------------|-----------------------|--------------------|
| 2009-2010 | 0 | 0 | 0 | 3 | 0 | 0 | 0 | 3 | -3 | 0 |
| 2010-2011 | 0 | 0 | 0 | 2 | 0 | 1 | 0 | 3 | -4 | -1 |
| 2011-2012 | 0 | 0 | 0 | 6 | 0 | 0 | 1 | 7 | -3 | 4 |
| 2012-2013 | 0 | 0 | 0 | 2 | 0 | 1 | 0 | 3 | -5 | -2 |
| 2013-2014 | 0 | 0 | 0 | 0 | 0 | 0 | 0 | 0 | -1 | -1 |
| Average | 0 | 0 | 0 | 3 | 0 | 0 | 0 | 3 | -3 | 0 |

